



MORAY[®]
— COATING EXPERT —

Architectural Series
Karara Stone
Rough | Smooth

Edition 02 / 20260511

Architectural Series

Karara Stone

Karara Stone is a new-generation architectural coating formulated with a water-based silicone-acrylic emulsion as its core binder, enhanced with premium imported additives.


Through advanced processing technology, it accurately replicates the natural texture and veining of real granite.

It offers lightweight safety performance, strong artistic expression, and easy application, providing a high-quality decorative solution for a wide range of building walls.

Product Features




Lightweight



**Natural Stone
Texture**




**Long-Lasting
& Durable**



Seamless Design



Crack-Resistant



Water-Resistant







Stain-Resistant



Easy Application

Available Color

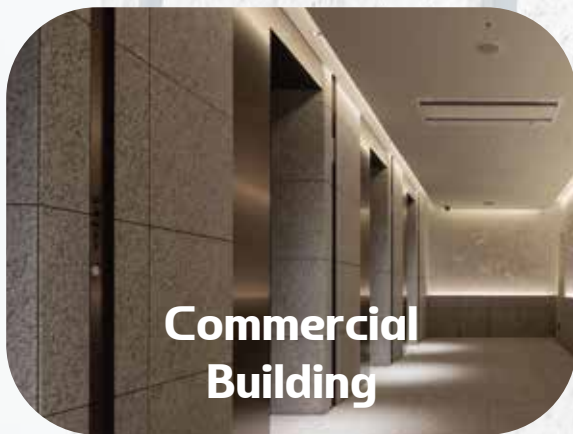


* The product images in this catalog may vary slightly due to differences in lighting conditions and printing processes.

**Karara Stone
KS-02**

Scope of Application

Widely used in high-end clubs, hotels, serviced apartments, villas, and any buildings with high requirements for wall decoration. It restores and upgrades wall aesthetics efficiently, making it an ideal solution that balances practicality and beauty.



Karara Stone KS-04

Application Process

Substrate Preparation

Thoroughly clean the wall surface, repair cracks and depressions, and ensure the substrate is level, firm, and free from loose areas. Strictly control substrate moisture content $\leq 9\%$ and pH ≤ 10 to ensure stable adhesion for subsequent coatings.

For Karara Stone - Rough (Wall)

Primer : Evenly apply 1 coat of Nano Primer.

Karara Stone Main Coat : Use a trowel to apply 2 coat of Karara Stone main material at $2.2-2.5 \text{ kg/m}^2$, maintaining a dry film thickness of $0.6-0.8 \text{ mm}$. Allow drying for 6-8 hours between each layer.

Tocoat : Evenly apply 2 coat of topcoat clear.

For Karara Stone - Smooth (Tabletop)

Primer : Evenly apply 1 coat of Diamond Primer.

Karara Stone Main Coat : Use a trowel to apply 2 coat of Karara Stone main material at $2.2-2.5 \text{ kg/m}^2$, maintaining a dry film thickness of $0.6-0.8 \text{ mm}$. Allow drying for 6-8 hours between each layer. For smooth finished sand lightly using 300-320 grit sandpaper to achieve a fine, smooth surface, improving adhesion and overall uniformity for the finishing coat.

Tocoat : Evenly apply 2 coat of topcoat clear.


Packaging : 25kg/pail


Karara Stone KS-03



mokaymalaysia.com

    **mokaymalaysia**

 **+604-611 7363 / +604-645 2873**

 **info@mokaymalaysia.com**



Penang [Headquarter]
4L, Tingkat Kenari, Sungai Ara,
11900 Bayan Lepas,
Penang, Malaysia.

Selangor [Branch]
41, Jalan Utara PJS 12,
Petaling Jaya, 46200
Selangor, Malaysia.

* The product images in this catalog may vary slightly due to differences in lighting conditions and printing processes. We recommend examining actual product samples before making an order.