

Edition 02 / 20260511

Art Series

METAL *Art* Q1

Metal Art Q1 | MKQ1-02

Color depicted are for reference only, actual shades may vary slightly from the images displayed.

MKQ1

MKQ1 01 - 15

MOKAY® METAL ART Q1 introduces a meticulously crafted coating system that combines elegance with cutting-edge technology

Appearance

- Low Sheen ○ ○ ○ ○ ● High Sheen
- Smooth Texture ○ ○ ● ○ ○ Rough Texture
- Matte ○ ○ ○ ○ ● Metallic

Features



Artistic finish and colors.



Protection against fungus and algae.



Eco-friendly. Water-based.



Low VOC and odorless.



Applicable on ceiling.



Easy application. DIY friendly.



Easy to maintain.

	Metal Art Q1	Metal Art Base Coat
Weight	5 KG	5 KG
Coverage	30-33m ² /2layers	25-28m ² /2layers

Art Series METAL *Art* Q1

Metallic & Textured Finishing



MKQ1-01



MKQ1-02




MKQ1-03



MKQ1-04



MKQ1-05



MKQ1-06



MKQ1-07



MKQ1-08



MKQ1-09



MKQ1-10



MKQ1-11



MKQ1-12




MKQ1-13



MKQ1-14



MKQ1-15



Metal Art Q1 | MKQ1-01

Color depicted are for reference only, actual shades may vary slightly from the images displayed.

Art Series
Metal Art Q1 | MKQ1-11



Art Series
Metal Art Q1 | MKQ1-12



Art Series
Metal Art Q1 | MKQ1-13

Application Video:



Application Technique

PREPARATION:

- Begin by masking off the edges of the surface using tape, paper or plastic to protect areas not intended for painting.
- Thoroughly clean the substrate to remove any grease, dirt and dust, ensuring a clean, dry and solid surface for smooth application.



1 Primer

Apply 1-2 layers of primer onto the substrate with roller. Let it cure for 1 hour.



2 Texture Paint Q1

Apply first layer Q1 texture paint onto the substrate evenly with a roller. Make to cover the entire surface.




3 Texture and Pattern

Apply second layer Q1 texture paint, and immediately us Metal Art scraper, perform a '8' motion to create desired texture.



4 Texture and Pattern

Continuously repeat the motion until desired texture is achieved, ensuring it's completed before the paint dries.



Tools: Roller, Round Scraper

IMPORTANT:

Color variations may occur based on application technique and the quantity of material used.

Metal Art Q1 | MKQ1-14

Color depicted are for reference only, actual shades may vary slightly from the images displayed.



mokaymalaysia.com

    **mokaymalaysia**

 **+604-611 7363 / +604-645 2873**

 **info@mokaymalaysia.com**



Penang (Headquarter)
4L, Tingkat Kenari, Sungai Ara,
11900 Bayan Lepas,
Penang, Malaysia.

Selangor (Branch)
41, Jalan Utara PJS 12,
Petaling Jaya, 46200
Selangor, Malaysia.

* The product images in this catalog may vary slightly due to differences in lighting conditions and printing processes. We recommend examining actual product samples before making an order.

