

Art Series

METAL *Art* Q2

Metal Art Q2 | MKQ2-02

Edition 02 / 20260511

Color depicted are for reference only, actual shades may vary slightly from the images displayed.

MKQ2

MKQ2 01 - 15

MOKAY® METAL ART Q2 embodies sophistication and innovation, boasting a specially crafted coating system that harmonizes exclusive design with state-of-the-art technology

Appearance

- Low Sheen High Sheen
- Smooth Texture Rough Texture
- Matte Metallic

Features



Artistic finish and colors.



Protection against fungus and algae.



Eco-friendly. Water-based.



Low VOC and odorless.



Applicable on ceiling.



Easy application. DIY friendly.



Easy to maintain.

	Metal Art Q1	Metal Art Base Coat
Weight	5 KG	5 KG
Coverage	30-33m ² /2layers	25-28m ² /2layers

Art Series METAL *Art* Q2

Semi Gloss & Textured Finishing




MKQ2-01



MKQ2-02




MKQ2-03



MKQ2-04




MKQ2-05



MKQ2-06



MKQ2-07



MKQ2-08




MKQ2-09



MKQ2-10



MKQ2-11



MKQ2-12



MKQ2-13



MKQ2-14




MKQ2-15

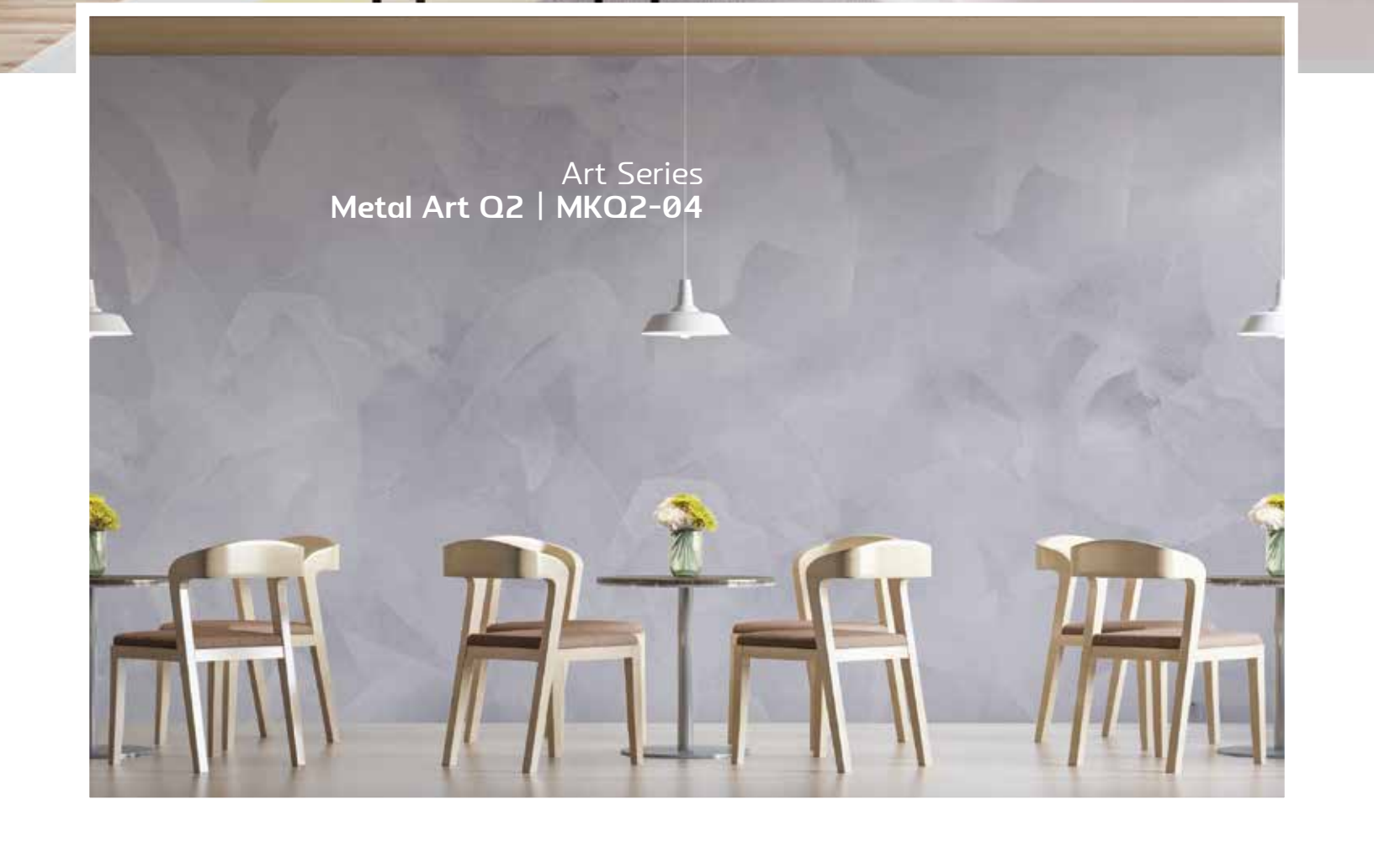
Art Series
Metal Art Q2 | MKQ2-01

Color depicted are for reference only, actual shades may vary slightly from the images displayed.





Art Series
Metal Art Q2 | MKQ2-06



Art Series
Metal Art Q2 | MKQ2-04

Art Series
Metal Art Q2 | MKQ2-07

Application Video:



Application Technique

PREPARATION:

- Begin by masking off the edges of the surface using tape, paper, or plastic to protect areas not intended for painting.
- Thoroughly clean the substrate to remove any grease, dirt and dust, ensuring a clean, dry and solid surface for smooth application.



1 Primer

Apply a 1-2 layers of primer onto the substrate with roller. Let it cure for 1 hour.



2 Texture Coat - Q2

Apply first layer of Q2 texture paint onto the substrate evenly with a trowel, make sure to cover the entire surface.



3 Texture and Pattern

Apply second layer of Q2 texture paint with trowel, and perform random direction motion to create desired texture.



4 Texture and Pattern

Continuously repeat the motion until desired texture is achieved, ensuring it's completed before the paint dries.



Tools: Roller, Trowel

IMPORTANT:

Color variations may occur based on application technique and the quantity of material used.



Metal Art Q2 | MKQ2-09



mokaymalaysia.com

    **mokaymalaysia**

 **+604-611 7363 / +604-645 2873**

 **info@mokaymalaysia.com**



Penang (Headquarter)
4L, Tingkat Kenari, Sungai Ara,
11900 Bayan Lepas,
Penang, Malaysia.

Selangor (Branch)
41, Jalan Utara PJS 12,
Petaling Jaya, 46200
Selangor, Malaysia.

* The product images in this catalog may vary slightly due to differences in lighting conditions and printing processes. We recommend examining actual product samples before making an order.

